




Checklist

- Install barriers such as a sediment fence to prevent soil from leaving the site.
- Keep a spill kit on the project site or in your vehicle.
- Do not remove vegetation anywhere you will not dig. Even weeds can prevent soil from moving.
- Protect catch basins on the street.
- Never stockpile in the street.
- Dedicate space to store materials on the building site, not on the street.
- Make certain that the site is stable every day before leaving.
- Develop an erosion and sediment control plan.

FOR MORE INFORMATION



-  cityofdayton@daytonoregon.gov
-  PO Box 339, Dayton, OR 97114
-  www.daytonoregon.gov



BUILDING? DEVELOPING? LANDSCAPING?

 **CALL US**
503-864-2221

What you should know before you disturb soil in the City of Dayton

BACKGROUND

The City of Dayton is required to develop and implement programs to keep local streams clean.

Sediment is commonly washed into the storm drain system as the result of building or construction activities. Toxic materials such as mercury bond to soil particles and are carried into local streams. Mercury is then ingested by fish which can make eating too much fish hazardous to human health.



WHAT ARE THE REGULATIONS?

The City of Dayton is in the process of developing an Erosion Control Program as required by the Oregon Department of Environmental Quality (DEQ). The program will include an ordinance and enforcement process.

DOES DEQ HAVE REGULATIONS?

YES! *If your project is 1 acre or more in size, you must obtain a 1200-C permit prior to disturbing soil on site.*

Smaller sites may also be subject to DEQ regulations such as single lots associated with a subdivision. Call before you move soil!



For information on 1200-C Construction Stormwater Series Permits for general use, please visit

www.oregon.gov/deq/wq/wqpermits/Pages/Stormwater-Construction.aspx

Phone: 541-686-7930

DO YOUR PART TO HELP KEEP OUR STREAMS CLEAN



- Use an absorbent pad to clean up chemical spills such as oil, gasoline, and antifreeze.
- Sweep impervious area such as walkways and driveways. Using a hose washes pollutants into the storm drain.
- Contact your local recycling center for instructions on where to take construction debris.
- Never pour wash water down storm drains.
- Never pour unused chemicals down storm drains.
- Store chemicals in leak proof containers.